

Rhythm charts

Preprogrammed rhythm patterns
 Vorprogrammierte Rhythmussequenzen
 Modèles rythmiques pré-programmés
 Canon de ritmo preprogramado

Setting the tempo, the reading 6-8 on the dial for the Tempo Knob is most appropriate.








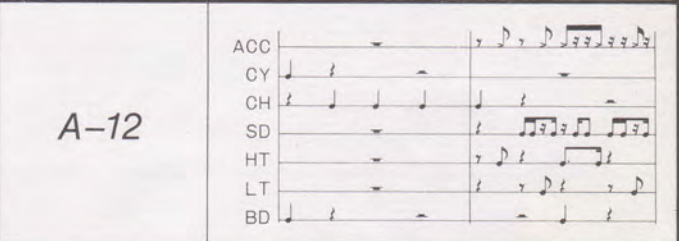








Zur Einstellung des Tempos ist die Anzeige 6-8 an der Scheibe für den Tempo-Knopf am geeignetsten.

Pour le réglage du tempo, la lecture 6-8 du cadran de Tempo Knob est plus appropriée.


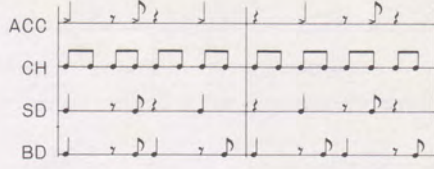













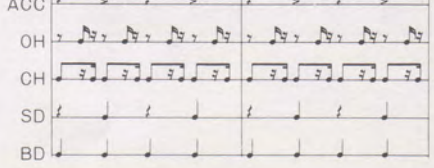
Para ajustar el tempo, la lectura 6-8 del dial del Tempo Knob es la más adecuada.

(Example) A-1 represents the Basic Bank 1 of Group A.
 (Beispiel) A-1 stellt die Grundbank 1 in Gruppe A dar.

(Exemple) A-1 représente la base 1 en groupe A.
 (Ejemplo) A-1 representa al banco básico 1 del grupo A.

<p>A-1</p> 	<p>A-9</p> 
<p>A-2</p> 	<p>A-10</p> 
<p>A-3</p> 	<p>A-11</p> 
<p>A-4</p> 	<p>A-12</p> 
<p>A-5</p> 	<p>A-13</p> 
<p>A-6</p> 	<p>A-14</p> 
<p>A-7</p> 	<p>A-15</p> 
<p>A-8</p> 	<p>A-16</p> 

<p>B-1</p>		<p>B-9</p>	
<p>B-2</p>		<p>B-10</p>	
<p>B-3</p>		<p>B-11</p>	
<p>B-4</p>		<p>B-12</p>	
<p>B-5</p>		<p>B-13</p>	
<p>B-6</p>		<p>B-14</p>	
<p>B-7</p>		<p>B-15</p>	
<p>B-8</p>		<p>B-16</p>	

<p>C-1</p>		<p>C-9</p>	
<p>C-2</p>		<p>C-10</p>	
<p>C-3</p>		<p>C-11</p>	
<p>C-4</p>		<p>C-12</p>	
<p>C-5</p>		<p>C-13</p>	
<p>C-6</p>		<p>C-14</p>	
<p>C-7</p>		<p>C-15</p>	
<p>C-8</p>		<p>C-16</p>	

Please use this copy when you make score of step pattern.
 Bitte verwenden Sie diese Vorlage, wenn Sie die Sequenzen voreinstellen.
 Se servir de cette copie à l'enregistrement de la configuration des étapes.
 Utilice esta copia cuando instrumente el canon de intervalo

Group		Basic Bank						
(Resolution = , Length =)								
Step number Instrument	1	5	9	13	17	21	25	29
	1	7	13	19	25	31		
ACCENT								
SYM/CLPS								
OPEN HH								
CLOSED HH								
SNARE DRUM								
HIGH TOM/FLAM								
LOW TOM/FLAM								
BASS DRUM								
No. of beat (J) ⇒								

Group		Basic Bank						
(Resolution = , Length =)								
Step number Instrument	1	5	9	13	17	21	25	29
	1	7	13	19	25	31		
ACCENT								
SYM/CLPS								
OPEN HH								
CLOSED HH								
SNARE DRUM								
HIGH TOM/FLAM								
LOW TOM/FLAM								
BASS DRUM								
No. of beat (J) ⇒								